

**BETHANY  
59" ACRYLIC  
FREESTANDING TUB**

Cat. No.  
ATDNB59IG

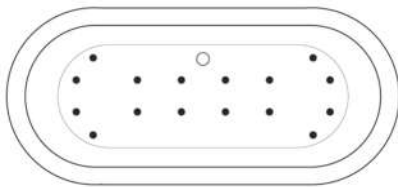


L: 59"  
W: 31-3/4"  
H: 24"

Water depth: 17-1/2" to top of tub  
Water depth 14-1/4" to overflow  
Overflow slot length: 3" x 1/2"  
Center drain to back of rim: 15-3/4"  
Bottom of drain to floor: 4-3/4"  
Bathing well to floor: 6"  
Base Height: 4"  
Sitting area: 18"

**The following is recommended for ATDNB59IG- tubs:**  
•Faucets: part #7901 or 7913  
(Supplies included with filler)

Gallon Capacity: 64  
Shipping Weight: 128 lbs.  
Empty Weight: 106 lbs.  
Filled Weight: 637 lbs.



(Air jet configuration if system is added, more info on page 2.)



For easier installation we recommend use of 5598-ITD Easy Install Rough-In Kit

**Features:**

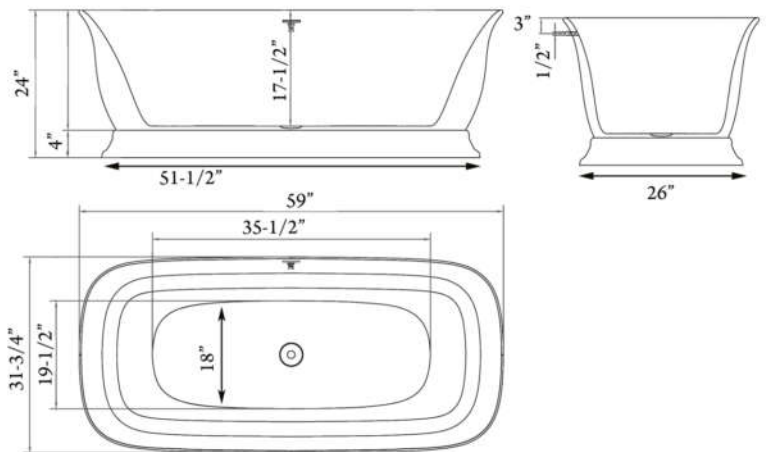
- ▶ Acrylic construction for lighter weight
- ▶ Drain and overflow covers included (available in 6 finishes)
- ▶ Overflow slot with integrated drain
- ▶ Drain included
- ▶ Freestanding tub
- ▶ Tub base included
- ▶ No faucet holes
- ▶ IAPMO certified
- ▶ Angle slope of tub: 62°
- ▶ Rim measurement: 3/8"
- ▶ Tub is thoroughly inspected before shipment
- ▶ Option to add foam installation between tub walls available
- ▶ **New:** Air jet sytem now available , more info on page 2



**Finishes:**

- CP** Polished Chrome
- BN** Brushed Nickel
- ORB** Oil Rubbed Bronze
- PB** Polished Brass
- PN** Polished Nickel
- WT** White


**Custom Colors Available** (inside of tub is always white enamel):  
Painted bathtubs are considered "special order" and are not returnable



**Dimensions of fixture are nominal and specifications subject to change without notice.**

# BATHTUB AIR JET KIT

Cat. No.  
AIR KIT 1, AIR KIT 2



- A** AIR JET - Bottom air jets for maximum bubble action.
- B** BLOWER - The heart of the massage system.
- C** MANIFOLD - Double back flow security prevention device.
- D** FLEXIBLE PVC HOSING - IAPMO certified.
- E** MAIN AIR INTAKE HOSE - High temperature and pressure resistant.

**Air Kit is installed in tub before shipment**

## Features:

- ▶ 750 Watt blower motor operates system
- ▶ 300 Watt air heater warms air
- ▶ System powered by 120V
- ▶ 16 brass air jets placed in bottom of tub
- ▶ Each air jet has 24 holes
- ▶ Air jet caps available in white (AIR KIT 1) or black (AIR KIT 2)
- ▶ Includes 1¼" x 3' main air hose plus 1¼" x 9' extension hose
- ▶ Automatic system purge after each use
- ▶ Automatic safety timer turns off system after 20 minutes
- ▶ Includes water tight remote control
- ▶ Compatible with most acrylic, copper and resin tubs with no feet
- ▶ Not available with cast iron tubs or tubs with feet

## INSIDE TUB VIEW - WILL VARY BY TUB DESIGN




Air Jet

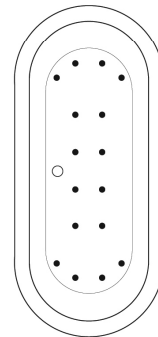


Remote

**Oval bathtub**  
Sample jet configuration




with end drain




with center drain

**Rectangular bathtub**  
Sample jet configuration

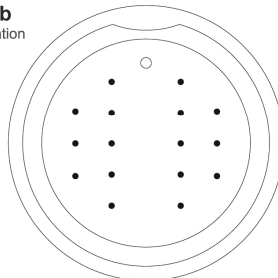


with end drain



with center drain

**Round bathtub**  
Sample jet configuration



These diagrams are general representations.  
Jet placement may vary dependent on tub shape

### Features:

(16) Maxi Air Jets



Elbows for air jets



Tees for air jets